



# Birlea

Suppliers of inspiration

Vendor: S000267



## ASSEMBLY INSTRUCTIONS

### ELLIS CHAIR

IMPORTANT: READ THESE INSTRUCTIONS CAREFULLY BEFORE ASSEMBLING OR USING YOUR CHAIR.

PLEASE KEEP THESE INSTRUCTIONS FOR FUTURE REFERENCE.

#### HEALTH & SAFETY:

DO NOT jump or stand on this chair.

DO NOT use this chair if any parts are missing, damaged or worn.

DO NOT use this chair unless all fixings are secured.

Please keep small parts out of reach of children.

This chair should be used for seating one person at a time.

Always use on a level, even surface.

#### CARE & MAINTENANCE:

Assemble in the room of use.

Assemble on a soft, clean surface.

Periodically check all screws & fixings to ensure they are secure.

DO NOT push the chair as this will damage the legs.

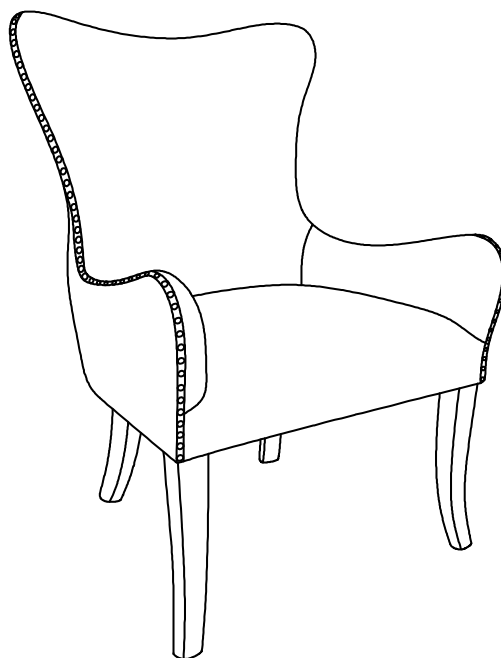
Always lift the chair with two people to reposition.

Keep any sharp objects away from the chair.


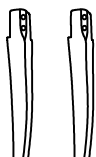






Clean with a damp, not wet, cloth.

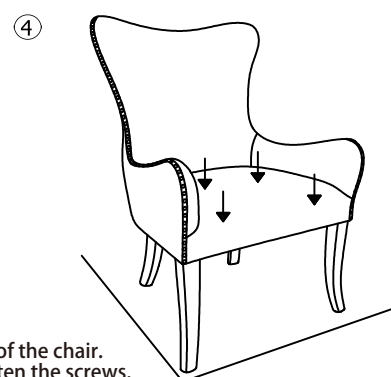
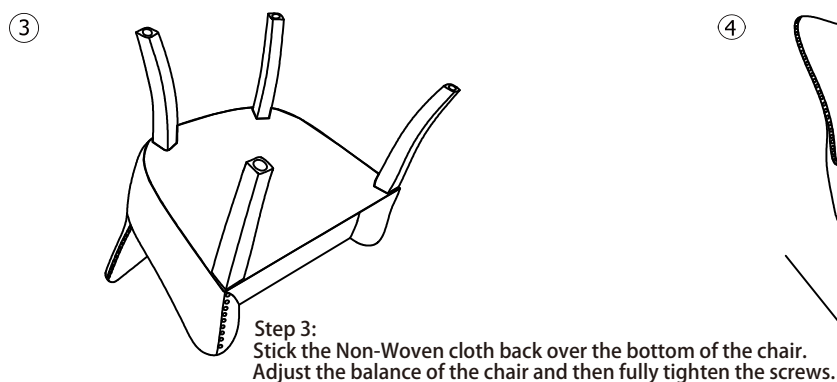
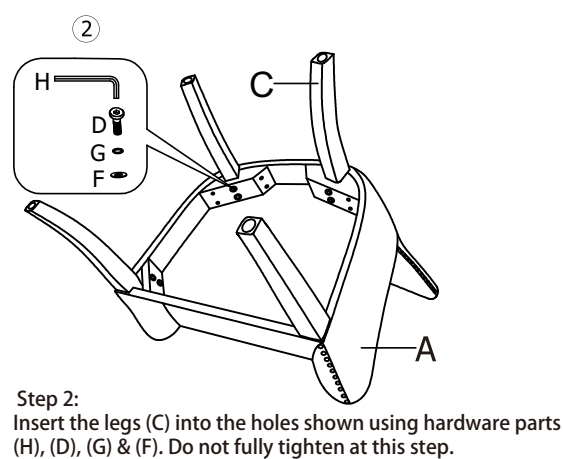
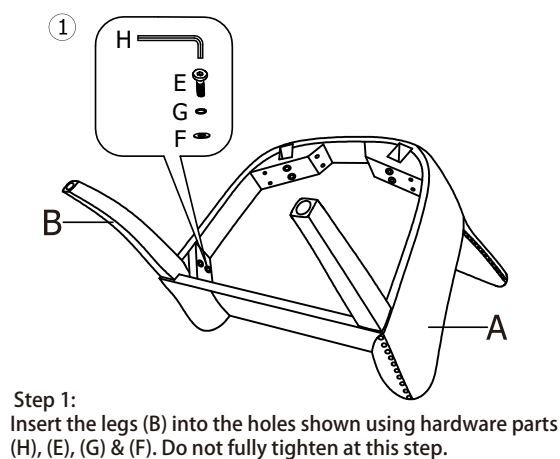
This product may stain or mark if allowed to come into contact with wet or damp objects as it has not been treated with scotch guard.

The surface of this chair is not heat resistant.



[www.birlea.com](http://www.birlea.com)

<b>Ax1</b>  Seat	<b>Bx2</b>  Front legs	<b>Cx2</b>  Back legs	<b>Dx4</b>  M8x60MM Screw
<b>Ex4</b>  M8x70MM Screw	<b>Fx8</b>  Plain cushion	<b>Gx8</b>  Shells pad	<b>Hx1</b>  M8 Allen key



Please Note: When moving the chair please make sure to hold the side and bottom. Be careful not to grip any fragile spots where they may easily be damaged

### Additional Information:

- For complete product information, images and dimension diagrams please visit the website [www.birlea.com](http://www.birlea.com)
- If you have any issues with your item please contact the retailer directly you purchased it from who will be able to resolve any issues with Birlea.
- Why don't you send us photos of your assembled furniture to [info@birlea.com](mailto:info@birlea.com) to be shared in our #birleahome feature on Instagram.



**Birlea**

Suppliers of inspiration