
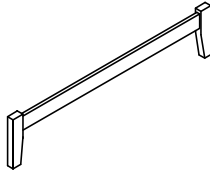
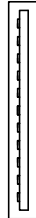










ASSEMBLY INSTRUCTION ENP - 09

NO	QTY	DESCRIPTION	A	B	C	D	E	F	G	H	I	J
A	1	HEADBOARD										
B	1	FOOTBOARD										
C	2	SIDE RAILS										
D	1	CENTER RAIL										
E	14	SLATS										
F	8	BOLTS 10mm										
G	1	ALLEN KEYS										
H	28	SCREW 30mm										
I	2	SUPPORT LEG										
J	4	SCREW 40mm										

