


ASSEMBLY INSTRUCTION

MORGAN CHAIR

Please read before you continue further.

PLEASE KEEP THE ORIGINAL PACKAGING UNTIL THE ITEM IS FULLY ASSEMBLED AND IN PLACE. IN TIME UNLIKELY EVENT THAT YOU NEED TO RETURN YOUR PRODUCT. IT MUST BE RETURNED IN ITS ORIGINAL PACKAGING TO AVOID FURTHER DAMAGE. FAILURE TO FOLLOW THESE PROCEDURES, NO RETURNS WILL BE ACCEPTED.



①*1PC



②*2PCS



③*2PCS



④*1PC



⑤*8PCS



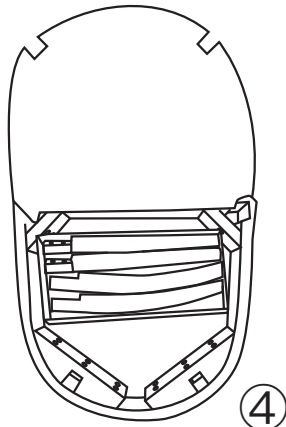
⑥*8PCS



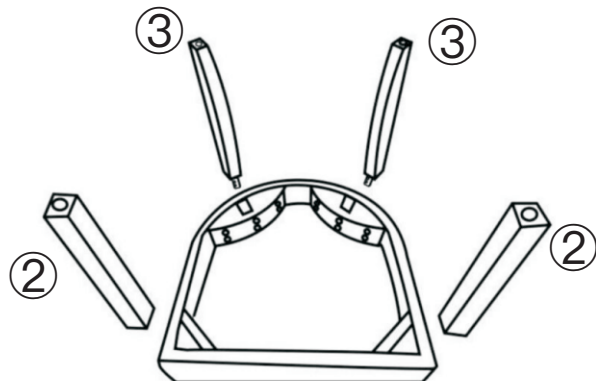
⑦*1PC



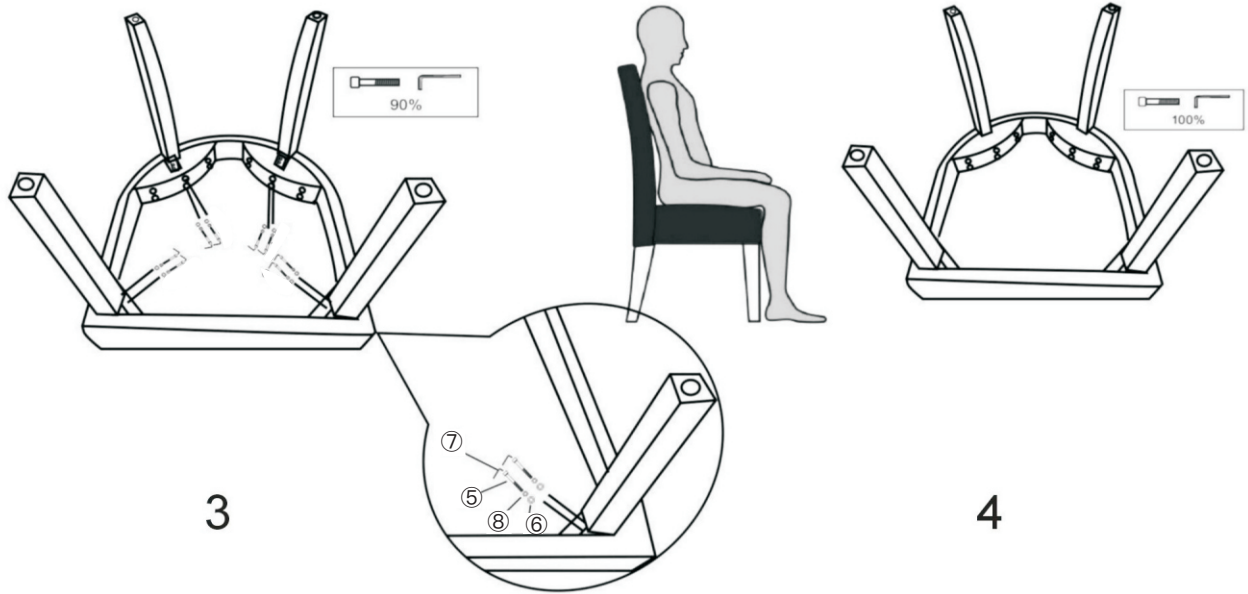
⑧*8PCS



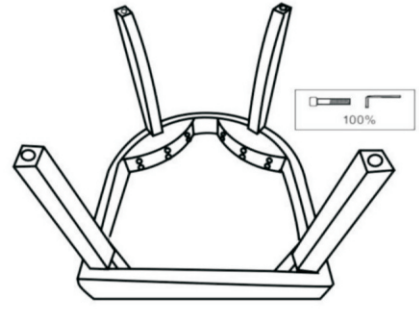
1



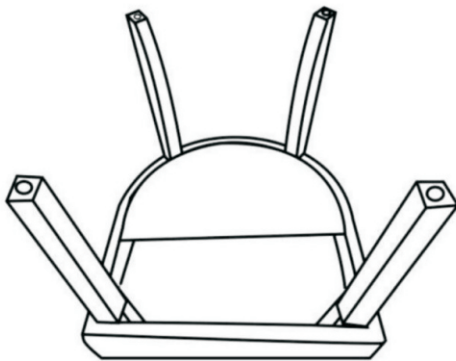
2



3



4



5



6

FABRIC CARE GUIDE

To avoid the colour on your fabric fading, please keep your piece of furniture out of direct sunlight
 Velvet can be prone to slight marking caused by pressure or in use, these can be removed with a soft brush or gentle steaming
 Do not use harsh detergents or cleaning fluids on your fabric to clean stains, use a damp cloth (water only)
 To remove dust, please use the soft brush attachment on a Vacuum Cleaner.