


Tiffany Swivel Chair

ASSEMBLY INSTRUCTIONS









IMPORTANT


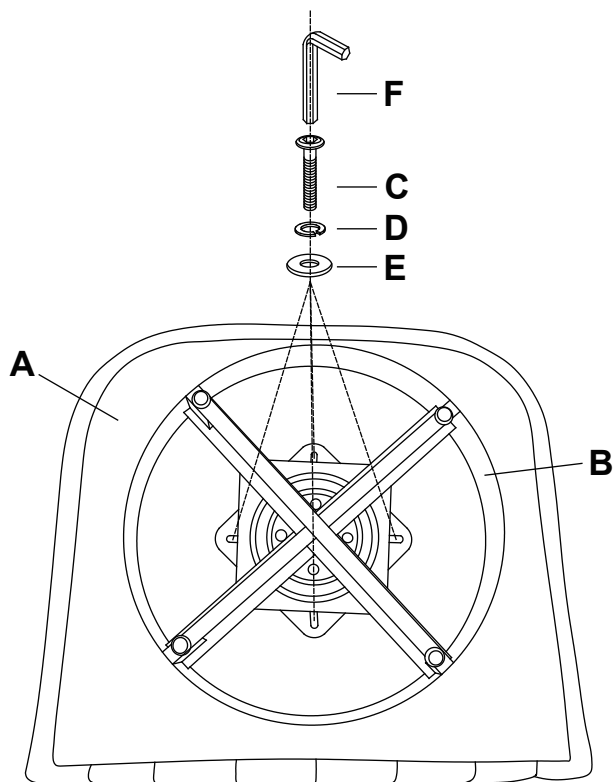
PLEASE READ BEFORE YOU CONTINUE FURTHER

WARNING AND INSTRUCTIONS

- * PLEASE KEEP THE ORIGINAL PACKAGING UNTIL THE ITEM IS FULLY ASSEMBLED AND IN PLACE. IN THE UNLIKELY EVENT THAT YOU NEED TO RETURN YOUR PRODUCT, IT MUST BE RETURNED IN ITS ORIGINAL PACKAGING TO AVOID FURTHER DAMAGE. FAILURE TO COMPLY TO THESE PROCEDURES, NO RETURN'S WILL BE ACCEPTED.**
- * IMPORTANT: RETAIN THESE INSTRUCTIONS FOR FUTURE REFERENCE.**
- * DUE TO THE SIZE OF THIS PRODUCT WE RECOMMEND THAT IT IS ASSEMBLED IN THE ROOM INTENDED FOR USE.**
- * WHEN YOU ARE READY TO START, MAKE SURE THAT YOU HAVE THE RIGHT TOOLS, PLENTY OF SPACE AND A CLEAN, DRY AREA FOR ASSEMBLY.**
- * UNWRAP ALL PACKAGING MATERIALS AND PLACE THE COMPONENTS ON TOP OF THE CARTON BOX OR ON A CLEAN FLOOR TO PREVENT IT FROM SCRATCHING.**
- * CHECK THE PACK AND MAKE SURE YOU HAVE ALL THE PARTS LISTED.**
- * ENSURE THAT THIS PRODUCT IS FULLY ASSEMBLED AS ILLUSTRATED BEFORE USE.**
- * TOOLS NOT INCLUDED.**
- * CHECK ALL SCREWS OR BOLTS ARE TIGHTENED AND INSPECT REGULARLY.**
- * THIS PRODUCT SHOULD ONLY BE USED ON FIRM LEVEL GROUND.**
- * KEEP SMALL PART OUT OF REACH OF CHILDREN.**
- * MAKE SURE THE LEGS REMAIN IN CONTACT WITH THE GROUND.**
- * DO NOT USE POWER TOOLS TO CONSTRUCT THIS PRODUCT.**
- * DO NOT TIGHTEN SCREWS UNTIL FULLY ASSEMBLED.**
- * DO NOT OVER TIGHTEN SCREWS OR BOLTS.**
- * DO NOT USE THIS PRODUCT IF PARTS ARE MISSING, DAMAGED OR WORN.**
- * DO NOT STAND ON THE PRODUCT.**
- * TO CLEAN WIPE WITH A SPONGE AND WARM SOAPY WATER. DO NOT USE SOLVENT BASED CLEANERS OR DETERGENTS AS THEY CAN BLEACH OR DAMAGE THE PRODUCT.**
- * NEVER USE SCOURERS, ABRASIVES OR CHEMICAL CLEANERS.**

PARTS LIST

| | | | | | |
|---|--|--|---|---|--|
| A: 1PC  TUB CHAIR | B: 1PC  LEG | C: 4PCS  5/16"*25mm SCREW | D: 4PCS  5/16" SPRING WASHER | E: 4PCS  Ø 19mm WASHER | F: 1PC  ALLEN KEY |
|---|--|--|---|---|--|



COMPLETED ASSEMBLY

PLEASE CHECK THAT YOU HAVE ALL THE PARTS LISTED BEFORE YOU START ASSEMBLING. IF YOU DO FIND THAT SOMETHING IS MISSING, DO NOT CONTINUE ASSEMBLY. PLEASE CONTACT YOUR SUPPLIER IMMEDIATELY.

If the room you plan to use your new chair in has LAMINATE or WOOD flooring, we highly recommend you purchase some anti skid pads to fit to the underside of the feet on the chair.

These are not supplied within this product.

This will prevent movement of the product and prevent damaging the flooring. These are available from all GOOD HARDWARE STORES.

USE OF POWER TOOLS TO ASSEMBLE THIS PRODUCT WILL INVALIDATE ANY CLAIM AND MAY DAMAGE THIS PRODUCT MAKING IT UNSAFE

