



Birlea

Suppliers of inspiration

Assembly Instructions

Thank you for
purchasing a
Birlea product.

For a chance to win a *Love 2 Shop* voucher simply post a picture of your new product on your preferred social channels tagging Birlea Furniture and using the hashtag **#ShareYourStyle** and **#Birlea**. One winner will be selected at random each month.

To view our full terms and conditions please visit our website. www.birlea.com


Are you happy with your purchase?

Yes: That's great, we would love to hear more from you. Please leave us a review on our social media channels or Trustpilot. Your feedback will be greatly appreciated.

No: If for any reason there is something missing, indifferent or incorrect with your order, please contact the retailer you purchased the item from. We will work with the retailer to resolve your issue as quickly as possible.



www.birlea.com



Bow Chair For Adults

Product Code:
DIS-FROACCH

BIRLEA FURNITURE LTD
UNIT 6A-1,WEST MEADOW RISE,
CASTLE
DONINGTON, DERBYSHIRE, DE74 2HL

Factory ID: Manufactured in China
Date of Manufacture: 1222(MMY)

CERTIFICATION LABEL

This product have been tested by an independent laboratory and is in compliance with EN 12520:2015-Furniture-Strength,Durability and Safety-Requirements For Domeatic Seating.



Birlea

Suppliers of inspiration

INSTRUCTION FOR USE

FROZEN ACCENT CHAIR

IMPORTANT!

READ CAREFULLY AND KEEP FOR FUTURE REFERENCE

If there is a need to move the furniture, please remove all loose items and have extra hands to help lift the furniture to the desired location. Dragging the furniture will damage both the furniture and the floor.

WARNING DO NOT place this product near a window as it can be used as a step by the child and cause the child to fall out of the window.

WARNING Be aware of the risk of open fires and other sources of strong heat in the vicinity of the product

WARNING DO NOT place this product near a window where cords from blinds or curtains could strangle a child

WARNING DO NOT allow children to jump up and down on this product

WARNING DO NOT use the seating if any part is broken, torn or missing and use only spare parts approved by the manufacturer.

Regularly check and re-tighten (if necessary) all bolts on furniture that you have assembled yourself.

Care and Maintenance of your Furniture

Do not expose upholstered furniture to direct sunlight for long periods.

Avoid excessive wear and tear on your upholstery.

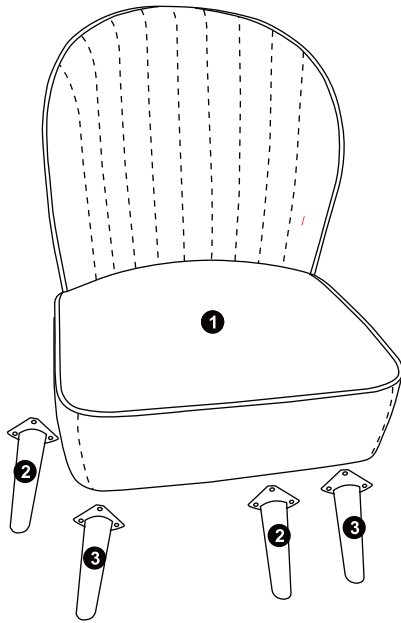
Avoid allowing pets on the upholstery as their claws may cause damage to the cover.

Cleaning Advise

For light daily cleaning, use a clean, damp cloth (not wet).

In case stronger cleaning is required, use only detergent specially recommended for your furniture.





Parts List			
PART	DESCIRPTION	QTY	BOX
①	Chair body	1	1
②	BACK FEET	2	1
③	FRONT FEET	2	1

HARDWARE (IN BOX 1)

A	 M6X25 mm	12	B	 WRENCH	1
---	--	----	---	---	---

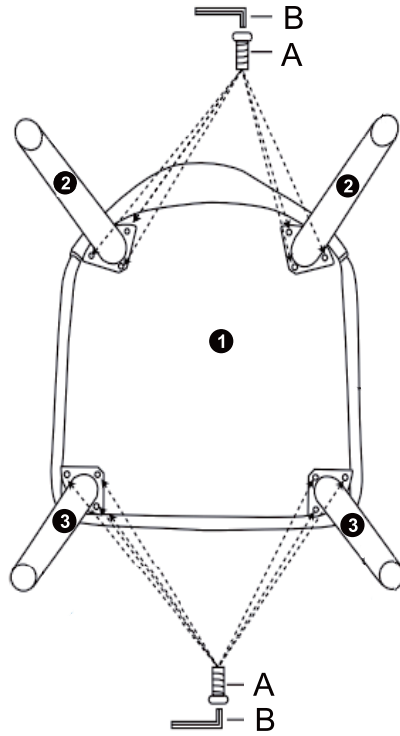
**You will need a Phillips head screwdriver and a Flat head screwdriver (not provided).





Birlea

Suppliers of inspiration

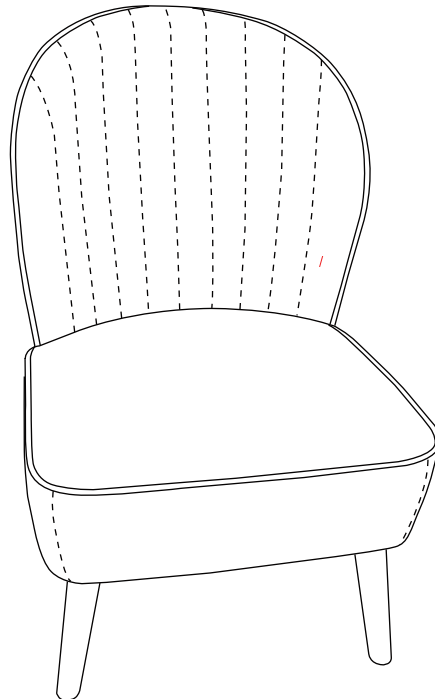
01



2		Chair feet	4
3		M6X25 mm	12



02



Birlea

Suppliers of inspiration

Additional Information:

- For complete product information, images and dimension diagrams please visit the website www.birlea.com
- If you have any issues with your item please contact the retailer directly you purchased it from who will be able to resolve any issues with Birlea.
- Why don't you send us photos of your assembled furniture to info@birlea.com to be shared in our #birleahome feature on Instagram.



Birlea

Suppliers of inspiration